

Product

IT7600 High performance programmable AC power supply

High performance
AC+DC
1/3 phase
Harmonic simulation

Multi-function
7" DSO
Built-in power meter
Arbitrary waveforms generation

High power
300-1200 V
54 kVA

New energy

Laboratories

Home appliances

Testing organizations

Power electronics



IT7600 High performance programmable AC power supply

APPLICATIONS


- New energy
- Power electronics
- Testing organizations
- Scientific research & Institutions
- Home appliances

Your Power Testing Solution



IT7600

High Power Programmable AC power supply



IT7600 series high performance programmable AC power supplies, adopt advanced digital signal processing technology, with frequency up to 10-5000 Hz, built-in all-round power meter and large-screen oscilloscope function. Power up to 54 kVA and support master-slave parallel, which can provide high-capacity single-phase or three-phase AC output. Some models can be upgraded to 600Vac by optional boosting module. IT7600 has built-in arbitrary waveform generator to simulate the harmonic and a variety of arbitrary waveforms output; also has strong exchange measurement and analysis functions. IT7600 can be widely used in many areas, such as new energy, home appliances, power electronics, civil avionics, the development and application of IEC Standard test, mining equipment test and so on.

Features

- 7" DSO function, which can display real-time waveforms of voltage and current under the single unit or parallel mode
- Built-in powerful single-phase or three-phase AC power meter
- Output frequency up to 10-5000 Hz, output variable rate of voltage or frequency is adjustable
- Maximum power up to 54 kVA
- Voltage up to 300 V / 600 V ^{*1}
- Realize AC, DC, AC+DC output modes, AC+DC can realize simulating distortion of DC Voltage ^{*4}
- Simulate arbitrary waveform output, support CSV format to import waveform
- Built-in various waveform database
- Strong master-slave paralleling makes multi-module output equalized current synchronously
- Support single / three-phase output, and can simulate unbalanced three phase output ^{*2}
- Strong harmonic simulation capability, up to 50th harmonic simulation ^{*3}
- Strong harmonic analysis function, which can measure up to 50th voltage and current harmonic ^{*3}.
- List mode can simulate civil use AC network, achieve simulation of instantaneous power interruption
- The output waveform start / stop phase angle can be set
- Support remote sense compensation function, which can improve measurement accuracy
- Relay Ctrl output function, which can achieve electrical isolation between DUT and the source
- Sweep function, which can test the efficiency of switching power supply and catch the voltage and frequency when reaching maximum power point
- OTP, OCP (Including peak and rms values), OPP
- Built-in USB / RS232 / LAN / CAN communication Interface ^{*}
- USB on the front panel can achieve importing and exporting file functions and data storage function

^{*1}For any GPIB interface option request, check with ITECH for availability.

^{*1} More details about optional boosting module IT-E760A, refer to coming pages.

^{*2} IT7622 / 7624 / 7626 can parallel multiple units to achieve single / three-phase output. IT7627 / 7628 can achieve single / three-phase switching output.

^{*3} 10 Hz-500 Hz.

^{*4} (IT7628L, IT7630, IT7632, IT7634, IT7636) only support AC mode

Your Power Testing Solution

IT7600 Series High performance programmable AC Power Supplies

Applications

New energy

Car charger, AC charging station

Civil aviation

Electronic instrument, GPS, airport ground facilities, communications equipment, IF power applications

Power electronics

transformers, AC fans, UPS, AC motors

Scientific research, institutions, laboratories, testing organizations


AC-DC power adapter testing, electromagnetic compatibility testing

Home appliances

air conditioners, microwave ovens, refrigerators, coffee machines

Office and computer equipment

fax machines, shredders, printers and so on



Model	Voltage (V)	Current (A)	Power (VA)	Phase
IT7622	300	6	750	1φ
IT7624	300	12	1.5k	1φ
IT7625	300	36	4.5k	1φ or 3φ
IT7626	300	24	3k	1φ
IT7627	300	72	9k	1φ or 3φ
IT7628L	300	18	13.5k	3φ
IT7628	300	144	18k	1φ or 3φ
IT7630	300	36	27k	3φ
IT7632	300	48	36k	3φ
IT7634	300	60	45k	3φ
IT7636	300	72	54k	3φ

Your Power Testing Solution

IT7600 Series High performance programmable AC Power Supplies

7" DSO function

Display real-time waveforms of voltage and current under the stand-alone or parallel mode

IT7600 series high-power AC / DC power supply provide a powerful oscilloscope function by the 7" large screen. Built-in high-speed sampling measurement design realizes the display of real-time voltage and current curves. When multi-units are paralleled, IT7600 can display the status of all paralleled units, instantaneous analysis is available without an oscilloscope.

display real-time voltage and current curves

display the status of all paralleled units




Application: testing the inductive, capacitive or resistive products

- When testing the inductive, capacitive or resistive products, the voltage and current will have phase difference.
- The IT7600 series can not only display real-time data, but also select the desired waveform on the screen for observation. And through the shortcut keys to save the picture to the peripheral storage disk, it is convenient for data and waveform analysis, simpler and more efficient.

Application: UPS test

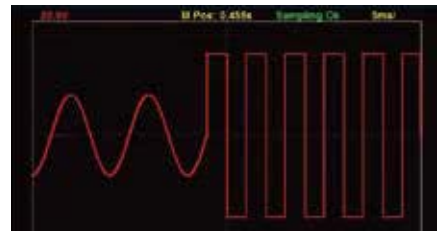
- Standard test: YD-T 1095-2000
- Test equipment: IT7600 series high power AC power supply, IT8600 series AC / DC electronic load.
- Test content: adjust the AC input voltage and change within the scope of the standard to see if the UPS can meet the indicators related to input voltage changes.



Simulate arbitrary waveform output

AC voltage and DC voltage deviation simulation

IT7600 series high power AC / DC power supply provide AC voltage and DC voltage deviation simulation functions, and can simulate arbitrary waveform output.



Application: IEC 61000-4-11 test

- IT7600 series also can simulate IEC 61000-4-11 to do test for voltage transient drop, short circuit interruptions and voltage variations items.



Your Power Testing Solution

IT7600 Series High performance programmable AC Power Supplies

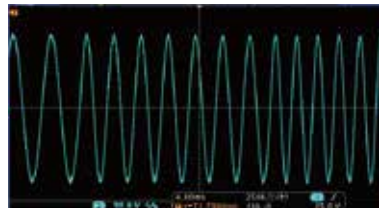
Output frequency up to 10-5000 Hz

Output variable rate of voltage or frequency is adjustable

IT7600 series high-power AC / DC power supply output frequency is adjustable during 10-5000 Hz. IT7600 series have a wide range of applications, which not only to meet the low-frequency demand for general commercial industry, but also can be used for high frequency civil aviation application.



IT7600 series allows users to set their own output fluctuation rate of voltage or frequency, so that the voltage or frequency regularly reach the set value step by step. It is more accurate to verify the product operation scope and also can reduce surge current of DUT when starting up.



Output frequency is incremented



Output voltage is incremented

Application: Surge current test

Measure surge current can check whether AC switch, rectifier bridge, fuse and EMI filter exceed the allowable current value. Repeated switch loop, AC input voltage should not damage the power supply or cause the fuse blown.

Traditional measure method:

Oscilloscope + sampling resistor (power and pressure is enough large)

Disadvantages: high cost, complex wiring, need further analysis.



ITECH measurement methods:

Only need one IT7600 series AC / DC power supply

Advantages:

- Users can get Ipeak value directly, and the maximum Ipeak value is the surge current.
- IT7600 can be set output slew rate of voltage or frequency, so that the voltage or frequency can reach the set value step by step, reducing the surge current when starting up.



Achieve AC, DC, AC+DC output modes

AC+DC can achieve offset simulation of DC Voltage

IT7600 series high-power AC / DC power supply can achieve AC, DC, AC + DC output modes, not only provide pure AC / DC output, but also can provide AC + DC output mode to expand application and test DC bias components.

* (IT7628L, IT7630, IT7632, IT7634, IT7636) only support AC mode



AC



DC



AC+DC

Your Power Testing Solution

IT7600 Series High performance programmable AC Power Supplies

Support CSV file to import waveforms

Import a CSV file via the USB interface to generate a waveforms output

The user can edit the waveform output by the panel LIST function or can import a CSV file via the USB interface to generate waveform output. At the same time, IT7600 series provides external ± 10 V analog interface, users can choose separate AM and FM amplitude modulation to receive external signal source.



List mode

List mode can simulate civil use AC network, achieve simulation of instantaneous power interruption

IT7600 series high-power AC / DC power supply provide users a simple way to achieve the output parameters changing gradually or continuously through STEP mode and LIST mode. The amplitude of output voltage, frequency, phase, waveform and other parameters can also be output by controlling the internal trigger or external trigger of the instrument. Thus you can simulate a variety of power instantaneous power interruption, surge, ramp and other characteristics.

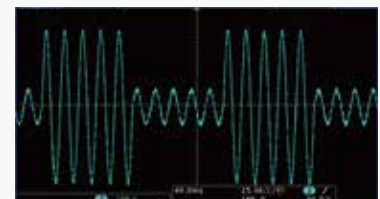


Application: List mode can simulate civil use AC network

Users can edit and simulate the situation of various power interference by IT7600 series high-power AC / DC power supply panel or program-controlled software.



STEP



LIST

Application: Simulation of instantaneous power interruption

■ IT7600 series high-power AC / DC power supply can also effectively simulate a variety of power off.



Instantaneous voltage interruption



Your Power Testing Solution

IT7600 Series High performance programmable AC Power Supplies

Built-in abundant waveform database

Recall by menu and display the selected waveform on the LCD screen

IT7600 series high power AC / DC power supply provide built-in a variety of different types of waveforms, such as triangle wave, sine wave, surge at peak, trap wave, and other waveforms, the user can recall by menu and display the selected waveform on the LCD screen.



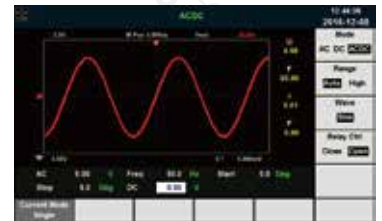
Square wave



Sawtooth wave



Triangle wave



Sine waveform

Strong harmonic analysis function

Voltage / current harmonic measurement

IT7600 high-power AC power supply is with powerful function in harmonic analysis, including harmonic measurements for voltage and current. For harmonic measurements, when frequency is 10-500 Hz, IT7600 can test 50th; when it's above 500 Hz, then 20th. In harmonic mode, it can do tests for U / I THD (Voltage / Current Total Harmonic Distortion) factors, as well as Phase tests. Besides, IT7600 can do multiple harmonic measurements, the results are displayed in list or histogram, so that the test results are more clear.



Application: Car charger power supply equipment parameters testing

■ ITECH takes QC / T 895-2011 as standard, adopting IT7600 high power AC source to verify that the input voltage and current to see whether the car charger power supply unit is suitable for the standard test requirements.

Take IT7627 as a sample:

Maximum current output can reach 36A at 220 V / 50 Hz output, which is higher than the standard requirement 32 A; When testing input voltage and frequency range, the output range is up to 300 V / 5 kHz / 9 kVA / 36 A, also far exceeded the QC / T895-2011 test requirements.



Your Power Testing Solution

IT7600 Series High performance programmable AC Power Supplies

Built-in powerful AC power meter

Built-in powerful single-phase or three-phase AC power meter

IT7600 series high power AC / DC power supply is equipped with 16-bit high-precision measuring design, with the built-in powerful single-phase or three-phase AC power meter, it can accurately measure a variety of parameters, including rms voltage, rms current, output frequency, active power, and power factor. Users need no more a power meter, save the test cost, and shorten the complex connection operation time.



Support single / three-phase output

Simulate unbalanced three phase output

IT7600 series high performance programmable AC / DC power supply supports single / three-phase output and can achieve test applications for three-phase AC power supply. Users can achieve Y-type and Δ -type connections according to actual requirements.



- IT7625 / IT7627 / IT7628 support one key to switch single / three-phase output through the panel or software, easy to operate.
- IT7622 / IT7624 / IT7626 can also achieve three-phase AC power test applications through multiple paralleling.
- IT7628L / IT7630 / IT7632 / IT7634 / IT7636 support three-phase output.

When IT7600 series realize three-phase output, IT7600 can simulate unbalanced three-phase output, expanding the scope of application.



Application: aircraft power supply environment simulation test, power supply parameter test

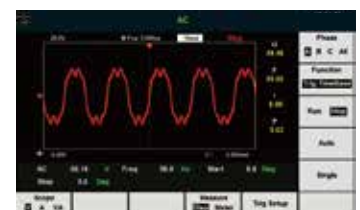
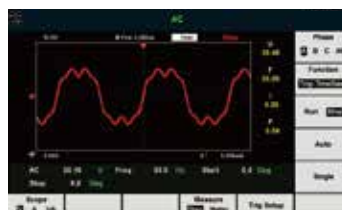
- When testing inductive, capacitive or resistive products, the aircraft power supply system is an important guarantee for safe flight. The steady-state behavior of the power supply determines whether the power supply can provide the required power in the normal, abnormal, and emergency steady-state conditions.
- ISO 1540: 2006
IT7600 series can simulate unbalanced three-phase voltage output, harmonic synthesized output, voltage mutation waveform output, frequency mutation waveform output, meet ISO1540: 2006 test requirement.
- GJB 5189-2003
IT7600 series can test the real-time actual parameters of power supply under a variety of situations, meet GJB 5189-2003 aircraft power supply parameter test requirement.



Strong harmonic simulation capability

Up to 50th harmonics

IT7600 series high-power AC / DC power supply has strong harmonic simulation capability, up to 50th harmonics. Within 10-500 Hz, IT7600 can measure 50th voltage and current harmonic. Exceed 500 Hz, IT7600 can test 20th voltage and current harmonic.



Your Power Testing Solution

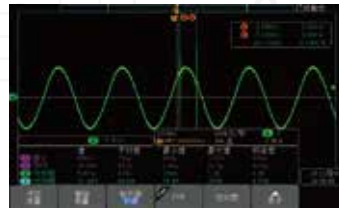
IT7600 Series High performance programmable AC Power Supplies

Strong master-slave paralleling function

Using power in more flexible way

The IT7600 AC / DC power supply models provide the strong (Master-Slave) parallel operation function, which enable users to extend the current / power output ability to save cost. During parallel connection operation, it only requires the setting on Master unit, and the slave unit will be controlled by the master unit automatically. This function greatly simplifies the paralleling operation.

IT7600 series have built-in synchronous On / Off input and output signals, which ensures the synchronization and equalized current output on multi modules synchronously.



IT7600 after paralleling of 3 sets, each unit will share the test current averagely

Settable start / stop phase angle of output waveform

Angle range: 0~360°

IT7600 series high-power AC / DC power supply can set the start phase and stop phase of the sinusoidal output waveform to meet the test requirements under different test conditions. The start phase and the stop phase are set from 0 to 360°. Inrush current of products can be tested by adjusting the phase angle, which can be applied to test switching impact current and debug rectifiers.



90° starting phase angle



90° stop phase angle

Application: inrush current test

Inrush current, also called as instantaneous high current, is generally caused by the inductive or capacitive electronics of the load.

Inrush current of products can be tested by adjusting the phase angle, which can be applied to test switching impact current and debug rectifiers.

Vector function

Display each phase harmonic parameter and single harmonic

IT7600 series high power AC power source realize vector function under three-phase mode. Users only need to press the [Vector] key on the front panel, so that can enter the vector measurement interface. Users can observe the vector diagram of the harmonic function parameter values in each phase, and select the single harmonic to be displayed by rotating the knob.

Current measured parameters



The maximum coordinate display

Single harmonic phase vector value

Your Power Testing Solution

IT7600 Series High performance programmable AC Power Supplies

Specification

Model		IT7622	IT7624	IT7626
AC Input				
Voltage		220 Vac±10% or 110 Vac±10%	220 Vac±10% or 110 Vac±10%	220 Vac±10%
Phase		1φ		
Frequency		47-63 Hz		
Max current		20 A / 40 A	30 A / 60 A	60 A
Power factor		0.7 (typical)		
AC Output				
Max output power		750 VA	1.5 kVA	3 kVA
Voltage	Range	High: 2-300 V; LOW: 1-150 V; Auto: 1-150 V / 2-300 V;		
	Resolution	10 mV		
	Accuracy ¹	± 0.2%+ (0.2%+0.2%×Kfreq)×FS ²		
current	(rms)	0-6 Arms (1-150 Vac)	0-12 Arms (1-150 Vac)	0-24 Arms (1-150 Vac)
		0-3 Arms (2-300 Vac)	0-6 Arms (2-300 Vac)	0-12 Arms (2-300 Vac)
	(peak)	0-18 Apeak (1-150 Vac)	0-36 Apeak (1-150 Vac)	0-72 Apeak (1-150 Vac)
		0-9 Apeak (2-300 Vac)	0-18 Apeak (2-300 Vac)	0-36 Apeak (2-300 Vac)
Output frequency		10-5000 Hz		
Output phase		1φ		
Total harmonic distortion ³		≤0.5% at 10-500 Hz (Resistive Load)		
		≤2% at 501-5000 Hz (Resistive Load)		
Crest factor		3		
Line regulation		≤0.1% FS (Resistive Load)		
Load regulation		≤0.5% FS (Resistive Load)		
Dynamic response time		≤100 μs (typical)		
DC Output				
Max output power		375 W	750 W	1.5 kW
Voltage output		± 212 V / ±424 V ⁶	± 212 V / ±424 V ⁶	± 212 V / ±424 V ⁶
Voltage resolution		10 mV		
Voltage output and readback accuracy		± (0.2%+0.2% FS) ⁷		
Current range		3 A / 1.5 A	6 A / 3 A	12 A / 6 A
Current resolution		10 mA		
Current readback accuracy		± (0.3%+0.3% FS) ⁷		
Power meter accuracy		± (0.4%+0.4% FS) ⁷		
Voltage ripple	(peak)	300 mVp-p		
	(rms)	150 mVrms		
Meter				
AC Voltage	Range	0-300 Vac		
	Resolution	10 mV		
	Accuracy	± (0.2%+0.2% FS)		
AC Current (rms)	Range	0-6 Arms	0-12 Arms	0-24 Arms
	Resolution	10 mA		
	Accuracy	± 0.3%+(0.3%+0.2%×Kfreq)×FS ²		
AC current (peak)	Range	0-18 Apeak	0-36 Apeak	0-72 Apeak
	Resolution	10 mA		
	Accuracy	± 0.3%+(0.3%+0.2%×Kfreq)×FS ²		
Power	Resolution	10 mW		
	Accuracy	± 0.4%+(0.4%+0.2%×Kfreq)×FS ²		
Phase degree	Range	0-360°		
	Resolution	1°		
	Accuracy	± 1°(45-65 Hz) ⁵		
Frequency	Range	10-5000 Hz		
	Resolution	0.1 Hz		
	Accuracy	± 0.1%+0.1 Hz (10 Hz-999.9 Hz) / ± 0.1%+1 Hz (1 kHz-5 kHz) ⁴		
Others				
Interface		USB / LAN / RS232 / CAN		
Dimension (W*H*D)		3 U	3 U	6 U

Your Power Testing Solution

IT7600 Series High performance programmable AC Power Supplies

Specification

Model		IT7625	IT7627	IT7628
AC Input				
Voltage		380 Vac±10%(Y)		
Phase		3φ		
Frequency		47-63 Hz		
Max current		30 A	60 A	120 A
Power factor		0.7 (typical)		
AC Output				
Output phase		1φ or 3φ		
Max output power		4.5 kVA	9 kVA	18 kVA
Max output power (Each phase)		1.5 kVA	3 kVA	6 kVA
Voltage	Range	High: 2-300 V; LOW: 1-150 V; Auto: 1-150 V / 2-300 V;		
	Resolution	10 mV		
	Accuracy ^{*1}	± 0.2%+(0.2%+0.2%×Kfreq)×FS ^{*2}		
Max current (1φ)	RMS	36 A / 18 A (1φ) / 12 A / 6 A (3φ) ^{*8}	72 A / 36 A (1φ) / 24 A / 12 A (3φ) ^{*8}	144 A / 72 A (1φ) / 48 A / 24 A (3φ) ^{*8}
	Peak(CF=3)	108 A / 54 A (1φ) / 36 A / 18 A (3φ) ^{*8}	216 A / 108 A (1φ) / 72 A / 36 A (3φ) ^{*8}	432 A / 216 A / 144 A / 72 A (3φ) ^{*8}
Output frequency		10-5000 Hz		
Total harmonic distortion ^{*3}		≤0.5% at 10-500 Hz (Resistive Load) / ≤2% at 501-5000 Hz (Resistive Load)		
Crest factor		3		
Line regulation		≤0.1% FS (Resistive Load)		
Load regulation		≤0.5% FS (Resistive Load)		
Dynamic response time		≤200 μs (typical)		
DC Output				
Max output power		2.25 kW	4.5 kW	9 kW
Voltage output		± 212 V / ±424 V ^{*6}		
Voltage resolution		10 mV		
Voltage output and readback accuracy		± (0.2%+0.2% FS) ^{*7}		
Current range		18 A / 9 A	36 A / 18 A	72 A / 36 A
Current resolution		10 mA		
Current readback accuracy		± (0.3%+0.3% FS) ^{*7}		
Power meter accuracy		± (0.4%+0.4% FS) ^{*7}		
Voltage ripple	peak / rms	500 mVp-p / 200 mVrms	500 mVp-p / 200 mVrms	600 mVp-p / 300 mVrms
Meter				
AC Voltage	Range	0-300 Vac		
	Resolution	10 mV		
	Accuracy	± (0.2%+0.2% FS)		
AC Current (rms)	Range	0-36 Arms	0-72 Arms	0-144 Arms
	Resolution	10 mA		
	Accuracy	0.3%+(0.3%+0.2*KFreq)*FS ^{*2}	0.3%+(0.3%+0.2*KFreq)*FS ^{*2}	0.3%+(0.3%+0.3*KFreq)*FS ^{*2}
AC current (peak)	Range	0-108 Apeak	0-216 Apeak	0-432 Apeak
	Resolution	10 mA		
	Accuracy	0.3%+(0.3%+0.2*KFreq)*FS ^{*2}	0.3%+(0.3%+0.2*KFreq)*FS ^{*2}	0.3%+(0.3%+0.3*KFreq)*FS ^{*2}
Power	Resolution	10 mW		
	Accuracy	0.4%+(0.4%+0.2*KFreq)*FS ^{*2}	0.4%+(0.4%+0.2*KFreq)*FS ^{*2}	0.4%+(0.4%+0.4*KFreq)*FS ^{*2}
Phase degree	Range	0-360°		
	Resolution	1°		
	Accuracy	±1° (45-65 Hz) ^{*5}		
Frequency	Range	10-5000 Hz		
	Resolution	0.1 Hz		
	Accuracy	± 0.1%+0.1 Hz (10 Hz-999.9 Hz) / ± 0.1%+1 Hz (1 kHz-5 kHz) ^{*4}		
Others				
Interface		USB / LAN / RS232 / CAN		
Dimension (W*H*D)		15U	24 U	37 U

*1 The premise of meet voltage accuracy is Slow loop speed:10-100 Hz, Fast loop speed:10-5000 Hz;

*2 FS value, rms, Ipk and P value are different for different models;

*3 The minimum voltage of THD test is Auto: 10 Vac, High: 20 Vac;

Maximum Distortion Test has maximum current to linear load inputting 125 Vac (Auto) and 250 Vac (300 V)

*4 The lowest voltage of frequency display accuracy is 30 Vac;

*5 The test premise is Fast;

*6 The minimum set voltage can not less than 50 Vdc;

*7 Idc for different models is different, so is P, Vdc are change to 424 Vdc;

*8 The use range for maximum current under the paralleling state is 90%.

* Meet CF = 3, low voltage is 90-125 Vac; high voltage is 180-250 Vac.

Your Power Testing Solution

IT7600 Series High performance programmable AC Power Supplies

Specification

Model		IT7630	IT7632	IT7634	IT7636	IT7628L
		AC Input				
Voltage		380 Vac±10%(Y)				
Phase		3φ				
Frequency		47-63 Hz				
Max current		60 A x 3 ^{*1}	120 A x 3 ^{*1}	120 A x 3 ^{*1}	120 A x 3 ^{*1}	90 A
Power factor		0.7 (typical)				
		AC Output				
Output phase		3φ				
Max output power		27 kVA	36 kVA	45 kVA	54 kVA	13.5 kVA
Max output power (Each phase)		9 kVA	12 kVA	15 kVA	18 kVA	4.5 kVA
Voltage	Range	High: 2-300 V; LOW: 1-150 V; Auto: 1-150 V / 2-300 V;				
	Resolution	10 mV				
	Accuracy ^{*1}	± 0.2%+(0.2%+0.2%×Kfreq)×FS ^{*3}				
Max current (1 φ)	RMS	72 A / 36 A	96 A / 48 A	120 A / 60 A	144 A / 72 A	36 A / 18 A
	Peak(CF=3)	216 A / 108 A	288 A / 144 A	360 A / 180 A	432 A / 216 A	108 A / 54 A
Output frequency		10-5000 Hz				
Total harmonic distortion ^{*3}		≤0.5% at 10-500 Hz / ≤2% at 501-5000 Hz				≤0.5% at 15-500 Hz / ≤2% at 501-5000 Hz
Crest factor		3				
Line regulation		≤0.1% FS (Resistive Load)				
Load regulation		≤0.5% FS (Resistive Load)				
Dynamic response time		≤200 μs (typical)				
		Meter				
AC Voltage	Range	0-300 Vac				
	Resolution	10 mV				
	Accuracy	± (0.2%+0.2% FS)				
AC Current (rms)	Range	0-72 Arms	0-96 Arms	0-120 Arms	0-144 Arms	0-36 Arms
	Resolution	10 mA				
	Accuracy	± 0.3%+ (0.3%+0.2%×Kfreq)×FS ^{*3}				
AC current (peak)	Range	0-216 Apeak	0-288 Apeak	0-360 Apeak	0-432 Apeak	0-108 Apeak
	Resolution	10 mA				
	Accuracy	± 0.3%+ (0.3%+0.2%×Kfreq)×FS ^{*3}				
Power	Resolution	10 mW				
	Accuracy	± 0.4%+ (0.4%+0.2%×Kfreq)×FS ^{*3}				
Phase degree	Range	0-360°				
	Resolution	1°				
	Accuracy	±3° (45-65 Hz) ^{*5}				±1° (15-65 Hz) ^{*5}
Frequency	Range	10-5000 Hz				
	Resolution	0.1 Hz				
	Accuracy	± 0.1%+0.1 Hz (10 Hz-999.9 Hz) / ± 0.1%+1 Hz (1 kHz-5 kHz) ^{*6}				
		Others				
Interface		USB / LAN / RS232 / CAN				
Dimension (W*H*D)		24Ux3	24Ux3	37Ux3	37Ux3	37U

*1 Max. current of 3 phase input is 120A;

*2 Premise to meet voltage accuracy- Slow loop speed, 10-100 HzFast loop speed, 10-5 kHz;

*3 FS is full measurement range;

IT7630: Vrms 300 Vac, Irms=72 A; Ipk=216 A; P=27 kVA;

IT7632: Vrms 300 Vac, Irms=96 A; Ipk=288 A; P=36 kVA;

IT7634: Vrms 300 Vac, Irms=120 A; Ipk=360 A; P=45 kVA;

IT7636: Vrms 300 Vac, Irms=144 A; Ipk=432 A; P=54 kVA;

*4 The minimum voltage of THD is 10Vac under 'Auto' mode/20Vac under position 'High' mode;

The maximum distortion test is carried out by outputting the maximum current to linear load under 125Vac(Auto mode) and 250Vac(300V mode);

*5 The test should be under Fast mode;

*6 Minimum voltage to meet frequency accuracy is 30Vac;

*7 The minimum voltage should not be less than 50Vac;

*8 The utility of maximum current under paralleling status is 90%.

* This information is subject to change without notice

Your Power Testing Solution

IT7600 Series High performance programmable AC Power Supplies

IT-E760 series of boosting module

IT7600 series of high performance programmable AC source can upgrade the voltage to 600V through optional booster IT-E760 to meet customer's higher voltage test requirement.

- 7" DSO function which can display real-time waveforms of voltage and current
- Built-in powerful AC power meter
- Output frequency: 47-500Hz, output variable rate of voltage or frequency is adjustable
- Support single/three-phase output, and can simulate unbalanced three phase output
- List mode can achieve simulation of instantaneous power interruption
- Relay Ctrl function can achieve electrical isolation between the DUT and the source
- Support remote sense compensation function, which can improve measurement accuracy
- With its own scanning function, it can test the efficiency of the switching power supply and capture the voltage and frequency of the maximum power point
- OTP, OCP (including peak and rms values), OPP
- Built-in USB/RS232/LAN/CAN
- USB on the front panel can achieve importing and exporting file functions and data storage function

Model	Module size	Matching model	Model with boosting module	Output parameter	Total size of combination
IT-E761A	3U	IT7622	IT7622+IT-E761A	600V / 1.5A / 675VA, 1 ϕ	6U
IT-E762A	3U	IT7624	IT7624+IT-E762A	600V / 3A / 1350VA, 1 ϕ	6U
IT-E763A	3U	IT7626	IT7626+IT-E763A	600V / 6A / 2700VA, 1 ϕ	15U
IT-E764A	4U	IT7622*3	IT7622+IT-E764A	600V / 1.5A / 2025VA, 3 ϕ	15U
IT-E765A	4U	IT7625	IT7625+IT-E765A	600V / 3A / 4050VA, 3 ϕ	15U
IT-E766A	4U	IT7627	IT7627+IT-E766A	600V / 6A / 8100VA, 3 ϕ	27U

* This information is subject to change without notice

Your Power Testing Solution

IT7600 Series High performance programmable AC Power Supplies

Specification

Model		IT-E761A	IT-E762A	IT-E763A
AC Input				
Voltage	100-240 Vac			
Phase	1φ			
Frequency	47-63 Hz			
		IT7622 AC Input	IT7624 AC Input	IT7626 AC Input
Voltage	220Vac±10% or 110Vac±10%		220Vac±10% or 110Vac±10%	220Vac±10%
Phase	1φ			
Frequency	47-63 Hz			
Max current	20 A / 40 A		30 A / 60 A	60 A
Power factor	0.7 (typical)			
		IT7622+IT-E761A AC Output ^{*1}	IT7624+IT-E762A AC Output ^{*1}	IT7626+IT-E763A AC Output ^{*1}
Max output power	675 VA		1.35 kVA	2.7 kVA
Voltage range	4 V-600 V			
Voltage resolution	0.1 V			
Voltage accuracy ^{*1}	±0.4%+(0.4%+0.4%×Kfreq)×FS ^{*2} (50Hz-200Hz)			
	±0.4%+(1%+3%×Kfreq)×FS ^{*2} (201Hz-500Hz)			
Current	0-1.5 Arms		0-3 Arms	0-6 Arms
Current (47-63Hz)	0-4.5 Apeak		0-9 Apeak	0-18 Apeak
Total harmonic distortion ^{*3}	≤0.5% at 45-500Hz (Resistive Load)			
Crest factor (47-63Hz)	3 (typical)			
Line regulation	≤0.1% FS (Resistive Load)			
Load regulation	≤0.5% FS (Resistive Load)			
Dynamic response time	≤100 μs (typical)			
Output phase	1φ			
Meter				
AC Voltage	Range	0-600 Vac		
	Resolution	0.1 V		
	Accuracy	±0.4%+(0.4%+0.4%×Kfreq)×FS ^{*2} (50Hz-200Hz)		
		±0.4%+(3%+3%×Kfreq)×FS ^{*2} (201Hz-500Hz)		
AC Current (rms)	Range	0-1.5 Arms	0-3 Arms	0-6 Arms
	Resolution	10 mA		
	Accuracy	± 0.5%+ (0.8%+0.3%×Kfreq)×FS ^{*2}		
AC current (peak)	Range	0-4.5 Apeak	0-9 Apeak	0-18 Apeak
	Resolution	10 mA		
	Accuracy	± 0.5%+ (0.8%+0.3%×Kfreq)×FS ^{*2}		
Power	Resolution	10 mW		
	Accuracy	± 0.5%+ (0.8%+0.3%×Kfreq)×FS ^{*2}		
Phase degree	Range	0-360°		
	Resolution	1°		
	Accuracy	±1° (47-65 Hz)		
Frequency	Range	47-500 Hz		
	Resolution	0.1 Hz		
	Accuracy	±0.1%+0.1 Hz ^{*4}		
Other				
Interface	USB / LAN / RS232 / CAN			
Dimension (W*H*D)	6U		6U	9U / 15U

*1 They need to match with IT7622,IT7624,IT7626 to output;

*2 FS is full measurement range.

IT-E761A+IT7622: Vrms 600 Vac, Irms=1.5 A; Ipk=4.5 A; P=675 VA;

IT-E762A+IT7624: Vrms 600 Vac, Irms=3 A; Ipk=9 A; P=1350 VA;

IT-E763A+IT7626: Vrms 600 Vac, Irms=6 A; Ipk=18 A; P=2700 VA;

*3 The minimum voltage of THD is 40Vac

The maximum distortion test is carried out by outputting 500Vac to linear load;

*4 Minimum voltage to meet frequency accuracy is 60Vac;

* This information is subject to change without notice

Your Power Testing Solution

IT7600 Series High performance programmable AC Power Supplies

Specification


Model		IT-E764A	IT-E765A	IT-E766A
		AC Input		
Voltage	100-240 Vac			
Phase	1φ			
Frequency	47-63 Hz			
IT7622*3 AC Input		IT7625 AC Input		IT7627 AC Input
Voltage			380 Vac±10% (Y)	
Phase	3φ			
Frequency	47-63 Hz			
Max current	20 A	30 A		60 A
Power factor	0.7 (typical)			
IT7622*3+IT-E764A AC Output ^{*1}		IT7625+IT-E765A AC Output ^{*1}		IT7627+IT-E766A AC Output ^{*1}
Max output power	675 VA		1.35 kVA	
Voltage range	4 V-600 V			
Voltage resolution	0.1 V			
Voltage accuracy ^{*1}	±0.4%+(0.4%+0.4%×Kfreq)×FS ^{*2} (50Hz-200Hz)			
	±0.4%+(1%+3%×Kfreq)×FS ^{*2} (201Hz-500Hz)			
Current	0-1.5 Arms	0-3 Arms		0-6 Arms
Current (47-63Hz)	0-4.5 Apeak	0-9 Apeak		0-18 Apeak
Total harmonic distortion ^{*3}	≤0.5% at 45-500Hz (Resistive Load)			
Crest factor (47-63Hz)	3 (typical)			
Line regulation	≤0.1% FS (Resistive Load)			
Load regulation	≤0.5% FS (Resistive Load)			
Dynamic response time	≤100 μs (typical)			
Output phase	3φ			
Meter				
AC Voltage	Range	0-600 Vac		
	Resolution	0.1 V		
	Accuracy	±0.4%+(0.4%+0.4%×Kfreq)×FS ^{*2} (50Hz-200Hz)		
		±0.4%+(3%+3%×Kfreq)×FS ^{*2} (201Hz-500Hz)		
AC Current (rms)	Range	0-1.5 Arms	0-3 Arms	0-6 Arms
	Resolution	10 mA		
	Accuracy	± 0.5%+ (0.8%+0.3%×Kfreq)×FS ^{*2}		
AC current (peak)	Range	0-4.5 Apeak	0-9 Apeak	0-18 Apeak
	Resolution	10 mA		
	Accuracy	± 0.5%+ (0.8%+0.3%×Kfreq)×FS ^{*2}		
Power	Resolution	10 mW		
	Accuracy	± 0.5%+ (0.8%+0.3%×Kfreq)×FS ^{*2}		
Phase degree	Range	0-360°		
	Resolution	1°		
	Accuracy	±1° (47-65 Hz)		
Frequency	Range	47-500 Hz		
	Resolution	0.1 Hz		
	Accuracy	±0.1%+0.1 Hz ^{*4}		
Other				
Interface	USB / LAN / RS232 / CAN			
Dimension (W*H*D)	15U	15U		24U

*1 They need to match with IT7622, IT7625, IT7627 to output, parameter of each phase under 3 phase is same, refer to specification;

*2 FS is full measurement range,
IT-E765A+IT7625: Vrms 600 Vac 和 Irms=3 A; Ipk=9 A; P=1350 VA;
IT-E766A+IT7627: Vrms 600 Vac 和 Irms=6 A; Ipk=18 A; P=2700 VA;

* This information is subject to change without notice

*3 The minimum voltage of THD is 10Vac under 'Auto' mode/20Vac under position 'High' mode;
The maximum distortion test is carried out by outputting the maximum current to linear load under 125Vac(Auto mode) and 250Vac(300V mode);
*4 Minimum voltage to meet frequency accuracy is 60Vac;



YOUR POWER TESTING SOLUTION

This information is subject to
change without notice.

For more information, please
contact ITECH.

www.itechate.com

Taiwan

TEL: 03-668-4333

FAX: 03-667-6466

E-mail: taiwan@itechate.com.tw

China

TEL: +86-25-52415098

FAX: +86-25-52415268

E-mail: info@itechate.com



ITECH