

JBC

www.jbctools.com

English



Solder Feed Iron

Ref. AP130-A

Packing List

The following items should be included:

Solder Feed Iron 1 unit

Feeding Tube 1 unit

Reel 1 unit

Solder Feed Iron
Ref. AP130-A



Reel
Ref. 0002801



Feeding Tube
Ref. 0006559



Manual



Features

The AP130-A Solder Feed Iron is fully compatible with any JBC station within the Modular Line and with the CF Solder Feed station within the Compact Line.

Solder Feed Iron
Ref. AP130-A




Equipotential connection

Power cord socket

Control Unit

Ref. DD-2B / DD-2B / DD-9B




Solder Feed Stand

Ref. AP-SD

Changing cartridge


For a safe cartridge change, unplug the tool or turn the station off before following these guidelines:

1. Removing



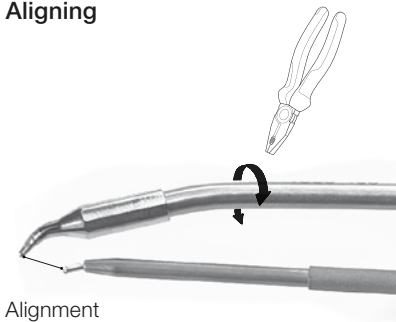
Loosen the screw and remove the cartridge. Use a plier to remove it if still hot. ⚠

2. Inserting



Important: Insert the cartridge as far as the mark for a correct connection.

3. Aligning



Align the tip of the cartridge with the feeding tube. Use a plier for a safe tip alignment.

4. Fixing

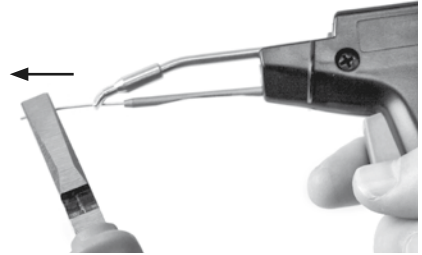


Important: Tighten the screw again. This is necessary for the tool to function.

Replacing solder wire


1. Remove the remaining solder wire

Pull out the solder remaining inside the feeding tube. Use a plier if necessary.




2. Replace the solder reel

Push the empty reel to remove it and fit the new one.



3. Insert the new solder wire

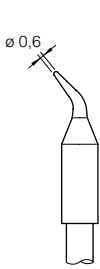
Insert the solder wire and push the trigger intermittently until the solder feed system works by itself.



Note: Always use 0.8 - 1.0 mm diameter solder wire.

Compatible Cartridges

The AP130-A Solder Feed Iron works with C130 cartridge range. Find the model that best suits your soldering needs in www.jbctools.com



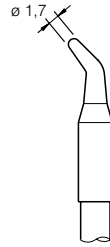
C130-401



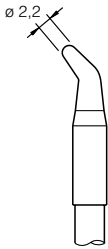
C130-402



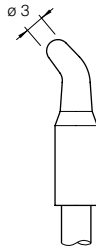
C130-403



C130-409



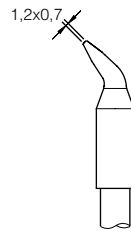
C130-410



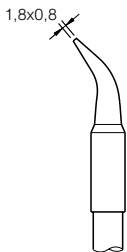
C130-416



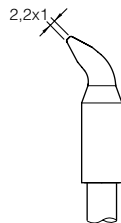
C130-417



C130-404



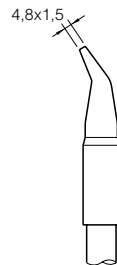
C130-405



C130-406



C130-418



C130-419

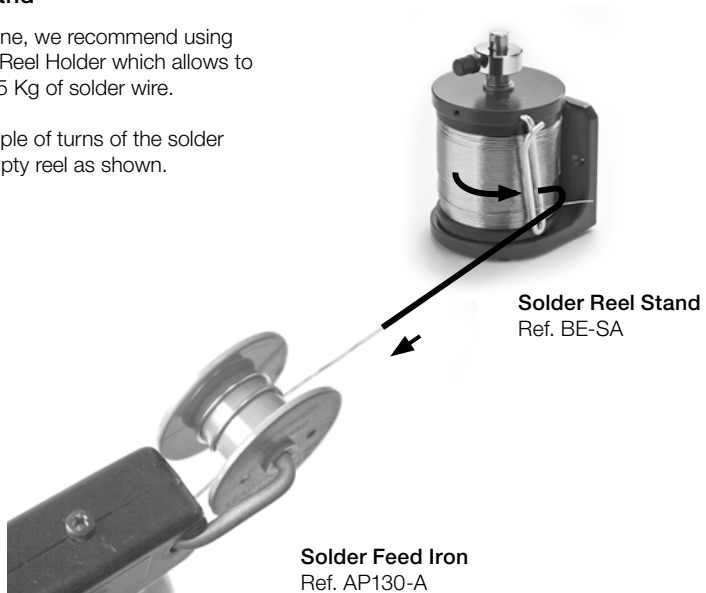
Note: All the cartridges shown are actual size.

Accessories

Solder Reel Stand

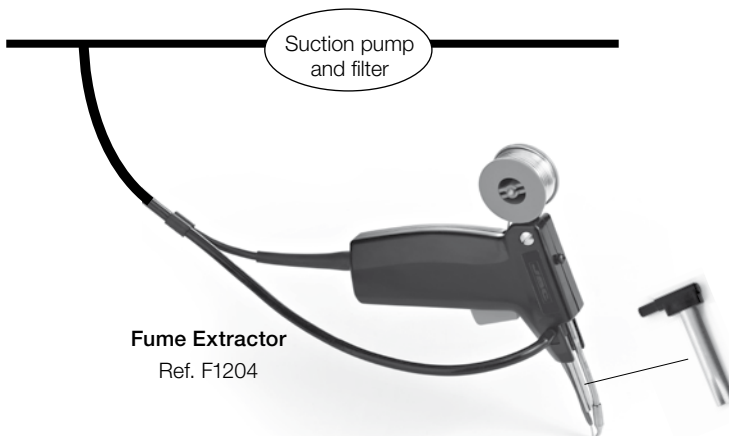
For production in line, we recommend using our BE-SA Solder Reel Holder which allows to work with up to 2.5 Kg of solder wire.

Simply wrap a couple of turns of the solder wire around an empty reel as shown.



Fume Extractor

The fume extractor is an easy & safe solution to suck the fume generated at the solder joint.



JBC

Warranty

JBC's 2 year warranty covers this equipment against all manufacturing defects, including the replacement of defective parts and labour. Warranty does not cover product wear due to use or mis-use.

In order for the warranty to be valid, equipment must be returned, postage paid, to the dealer where it was purchased.



This product should not be thrown in the garbage.
In accordance with the European directive 2002/96/EC, electronic equipment at the end of their life must be collected and returned to an authorized recycling facility.