

JBC

www.jbctools.com



MN

NITROGEN FLOW REGULATOR

MN / NITROGEN FLOW REGULATOR

MN-A
NITROGEN FLOW REGULATOR



0010207
MODULE CABLE
CONNECTOR



MANUAL

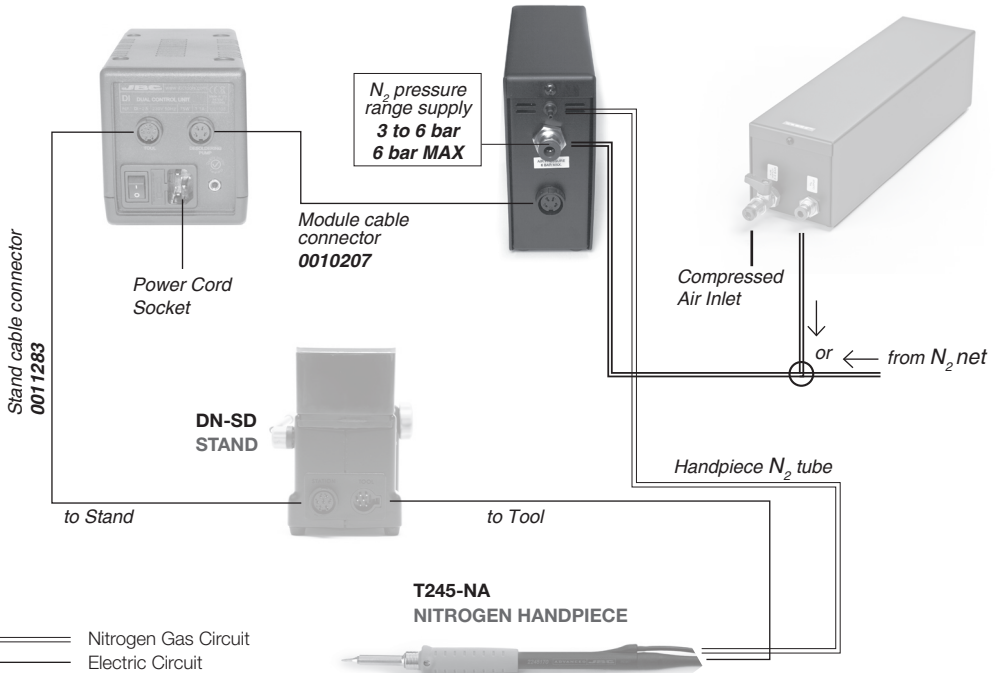


INSTALLATION

DI, DD, DDR, DM
CONTROL UNIT

MN-A
NITROGEN FLOW
REGULATOR

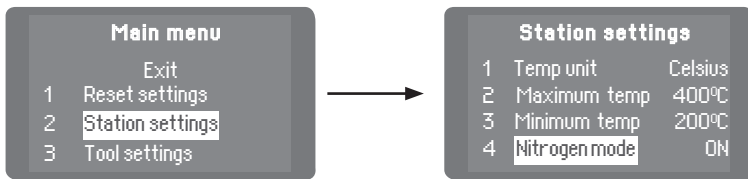
GN-A
NITROGEN GENERATOR




DESCRIPTION

The MN is an electrovalve controlled by the soldering station that allows you to solder with nitrogen with a minimum gas consumption.

Once the MN-A (Nitrogen Flow Regulator) has been connected to the Control Unit, **enter into the Station Settings menu and switch on the Nitrogen Mode.**



The module will let the gas flow when taking out the tool from the stand and turning off when the tool is again placed in its stand and reaches the sleep temperature.



TECHNICAL SPECIFICATIONS

- N₂ pressure range supply: 3-6 bar
- Maximum N₂ pressure: 6 bars
- N₂ flow: 0,5-3,5 liters / minute
- Recommended N₂ flow: 1-2 liters / minute
- Total weight of unit: 1,2 Kgs
- Complies with CE standards on electrical safety, electromagnetic compatibility and ESD protected housing "skin effect"
- RoHS compliant



This product should not be thrown in the garbage.

JBC

WARRANTY

JBC's 2 years warranty guarantees this equipment against all manufacturing defects, covering the replacement of defective parts and all necessary labour.

Warranty does not cover product wear due to use or mis-use.

In order for the warranty to be valid, equipment must be returned, postage paid, to the dealer where it was purchased enclosing this fully filled in, sheet.

SERIAL N°

STAMP OF DEALER

DATE OF PURCHASE
